



MANUAL PENGGUNA SISTEM e-PBT ONLINE (SEMAKAN BAYARAN PEMBEKAL)
MAJLIS DAERAH TANJONG MALIM (MDTM)
e-PBT ONLINE SYSTEM (SUPPLIER PAYMENT REVIEWS) USER MANUAL
TANJONG MALIM DISTRICT COUNCIL (MDTM)

LANGKAH-LANGKAH MENGGUNAKAN SISTEM e-PBT ONLINE:- HOW TO USE e-PBT ONLINE SYSTEM.




- * (Single Sign On : Semakan Penyata Bil Cukai Taksiran, Semakan Penyata Bil Lesen Perniagaan, Semakan Penyata Sewaan Premis MDTM, Semakan Kompaun Kenderaan, Aduan Awam, Semakan Pembayaran Pembekal)
(Single Sign On: Assessment Bill Statement Review, Business License Bill Statements Review, Review of Statement of Rental Premises MDTM, Check Compound Vehicles, Public Complaints, Payment Provider Review)

SEMAKAN PEMBAYARAN PEMBEKAL SUPPLIER PAYMENT REVIEWS

1. Klik **SEMAKAN PEMBAYARAN PEMBEKAL** untuk ke halaman Sistem e-PBT Online MDTM. Rujuk gambar dibawah.
*Click **SUPPLIER PAYMENT REVIEWS** to go to the page of MDTM e-PBT Online System. Refer to the picture below.*

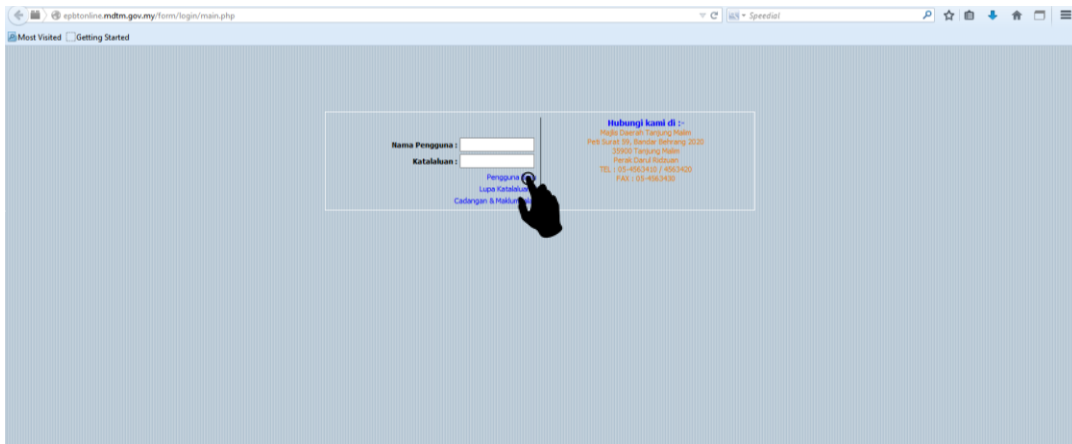




  **MANUAL PENGGUNA SISTEM e-PBT ONLINE (SEMAKAN BAYARAN PEMBEKAL)**
MAJLIS DAERAH TANJONG MALIM (MDTM)
e-PBT ONLINE SYSTEM (SUPPLIER PAYMENT REVIEWS) USER MANUAL
TANJONG MALIM DISTRICT COUNCIL (MDTM) 

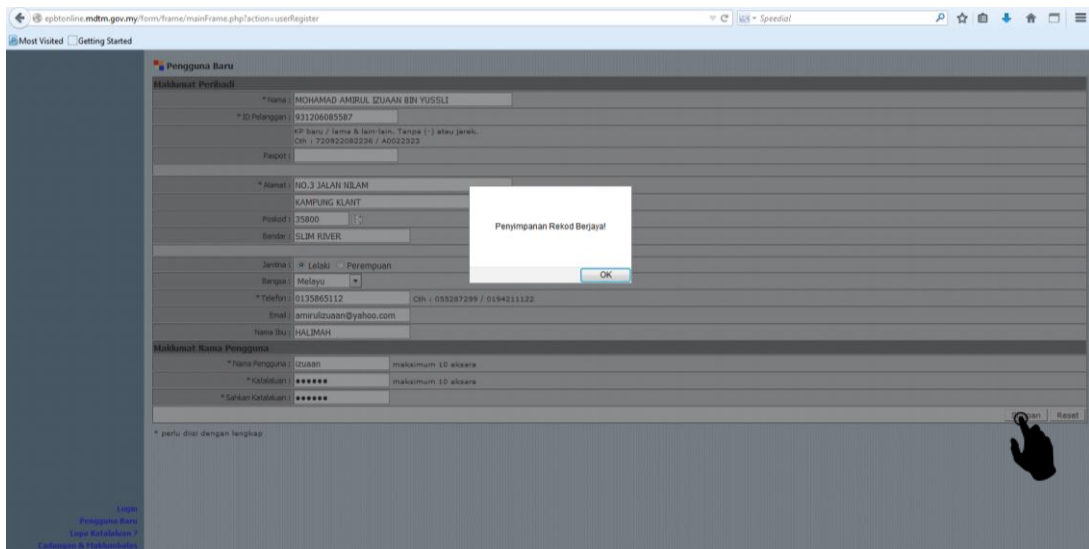
2. Bagi pengguna baru yang belum pernah berdaftar dengan sistem EPBT Online ini, sila klik Pengguna Baru. Rujuk gambar di bawah.

For new users who have not registered with ePBT Online system, please click New User. Refer to the picture below.



3. Lengkapkan segala maklumat yang diperlukan dan klik pada butang Simpan. Pastikan keluar 'pop-up' yang menyatakan "Penyimpanan Rekod Berjaya!"

Complete all required information and click on the Save button. Keep out the pop-up that says "Record Keeping Success!"



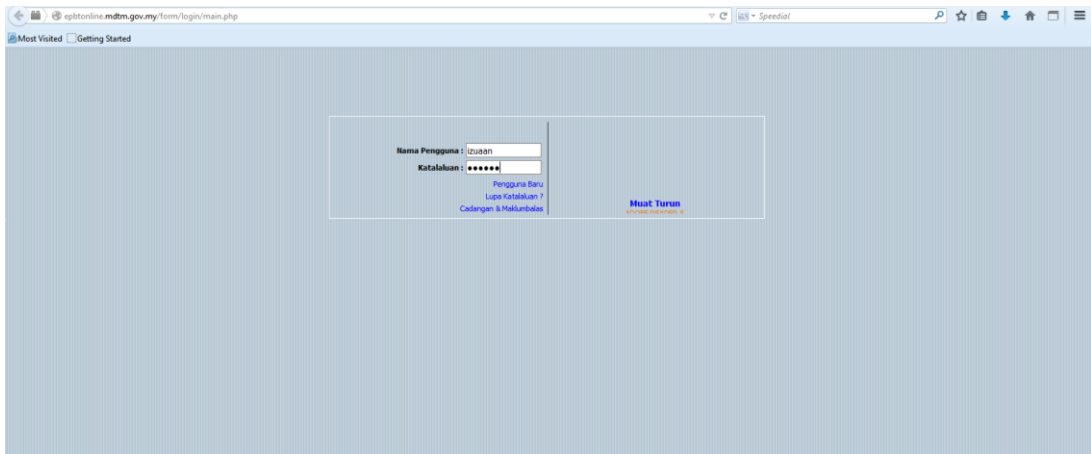


MANUAL PENGGUNA SISTEM e-PBT ONLINE (SEMAKAN BAYARAN PEMBEKAL)
MAJLIS DAERAH TANJONG MALIM (MDTM)

e-PBT ONLINE SYSTEM (SUPPLIER PAYMENT REVIEWS) USER MANUAL
TANJONG MALIM DISTRICT COUNCIL (MDTM)

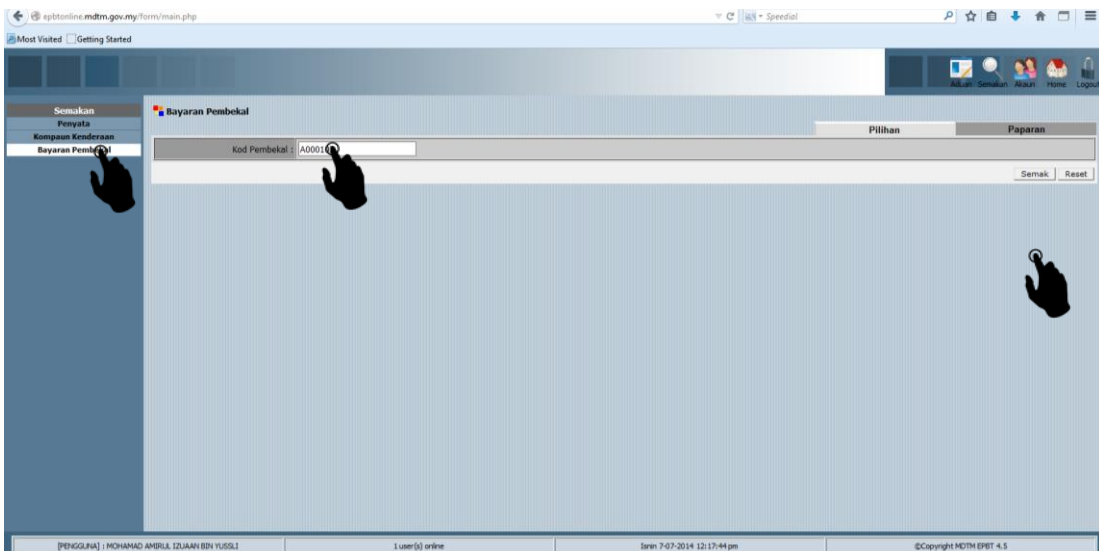
4. Untuk *log in* sistem ini, sila masukkan Nama Pengguna dan Kata Laluan yang telah didaftarkan dan tekan *Enter*.

To log in to the system, please enter your Username and Password have been registered, and press Enter.



5. Untuk **SEMAKAN PEMBAYARAN PEMBEKAL**, sila klik pada **BAYARAN PEMBEKAL** dan seterusnya masukkan **NOMBOR KOD PEMBEKAL** SEPERTI DI DALAM PESANAN **KERAJAAN** anda dan tekan Semak seperti contoh di bawah:-

To review the SUPPLIER PAYMENT REVIEW, please click on SUPPLIER PAYMENT and then enter CODE NUMBER OF SUPPLIERS AS IN GOVERNMENT ORDER and press Check as in the example below: -





MANUAL PENGGUNA SISTEM e-PBT ONLINE (SEMAKAN BAYARAN PEMBEKAL)
MAJLIS DAERAH TANJONG MALIM (MDTM)

e-PBT ONLINE SYSTEM (SUPPLIER PAYMENT REVIEWS) USER MANUAL
TANJONG MALIM DISTRICT COUNCIL (MDTM)

6. Semak maklumat keterangan pembayaran seperti yang dipaparkan.
Check information such as payment Description that is displayed.

The screenshot shows a web browser window with the URL `epbtonline.mdtm.gov.my/form/main.php`. The page title is "Bayaran Pembekal". The interface includes a navigation menu on the left with options like "Semakan Penyata" and "Bayaran Pembekal". The main content area displays a table with the following data:

Pesanan Tempatan		Invois		Baucer Bayaran		Cek		Amalan
Tarikh	Nombor	Tarikh	Nombor	Tarikh	Nombor	Tarikh	Nombor	
06-04-2014	A000314	06-05-2014	EM02206	10-06-2014	A00109/2014	12-06-2014	21119	800.00
11-06-2014	A000442						0	0.00
Jumlah								800.00

Buttons for "Semak" and "Reset" are visible at the bottom right of the table. The footer of the page includes the user name "PENGGUNA | MOHAMAD AMRUL ZULIAN BIN YUSLI", the number of users online "1 user(s) online", the date and time "Isnin 7-07-2014 12:29:49 pm", and the copyright notice "©Copyright MDTM EPBT 4.5".

7. Selesai dan tekan butang *Logout*.
Check information such as payment information that is displayed.