



## MANUAL PENGGUNA SISTEM e-PBT ONLINE (SEMAKAN BIL SEWAAN) MAJLIS DAERAH TANJONG MALIM (MDTM)

*e-PBT ONLINE SYSTEM (RENTAL BILL REVIEWS) USER MANUAL  
TANJONG MALIM DISTRICT COUNCIL (MDTM)*



### LANGKAH-LANGKAH MENGGUNAKAN SISTEM e-PBT ONLINE:- *HOW TO USE e-PBT ONLINE SYSTEM.*

\* (Single Sign On : Semakan Penyata Bil Cukai Taksiran, Semakan Penyata Bil Lesen Perniagaan, Semakan Penyata Sewaan Premis MDTM, Semakan Kompau Kenderaan, Aduan Awam, Semakan Pembayaran Pembekal)

*(Single Sign On: Assessment Bill Statement Review, Business License Bill Statements Review, Review of Statement of Rental Premises MDTM, Check Compound Vehicles, Public Complaints, Payment Provider Review)*




### SEMAKAN PENYATA BIL SEWAAN *RENTAL BILL STATEMENT REVIEWS*

1. Klik **SEMAKAN BIL SEWAAN** untuk ke halaman Sistem e-PBT Online MDTM. Rujuk gambar dibawah.

*Click **RENTAL BILL REVIEWS** to go to the page of MDTM e-PBT Online System. Refer to the picture below.*

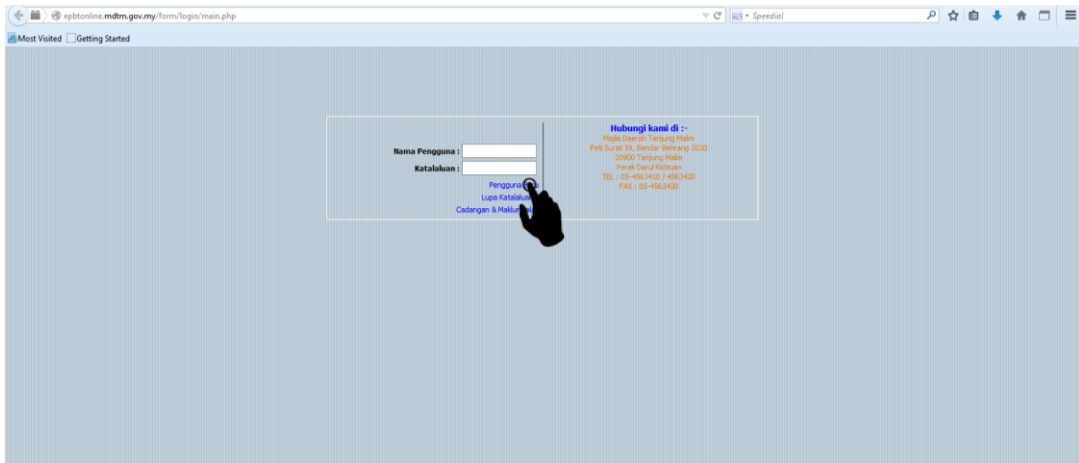




 **MANUAL PENGGUNA SISTEM e-PBT ONLINE (SEMAKAN BIL SEWAAN)  
MAJLIS DAERAH TANJONG MALIM (MDTM)**  
*e-PBT ONLINE SYSTEM (RENTAL BILL REVIEWS) USER MANUAL  
TANJONG MALIM DISTRICT COUNCIL (MDTM)* 

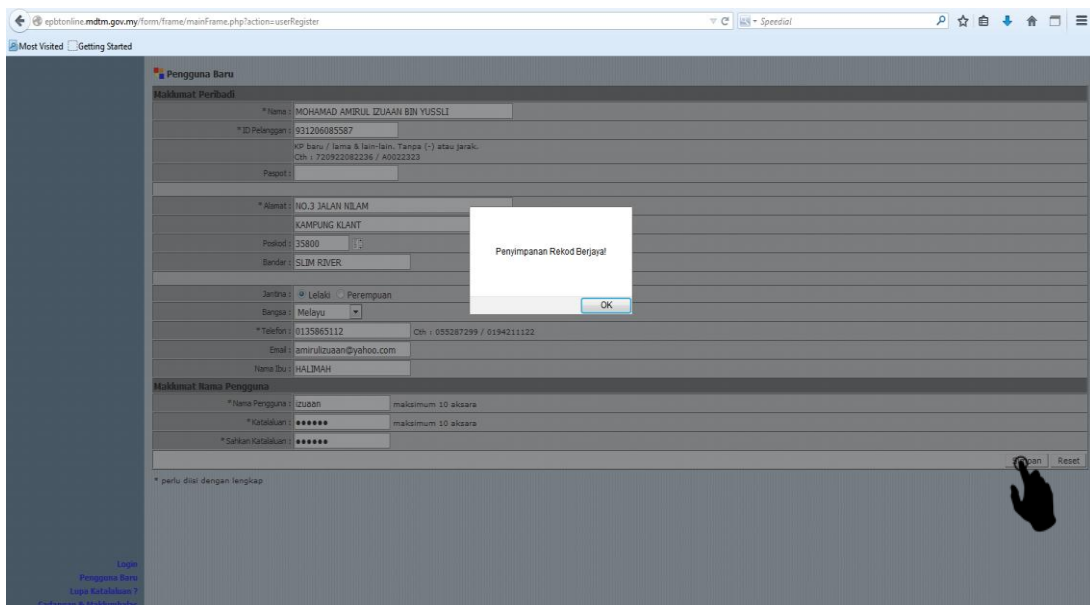
2. Bagi pengguna baru yang belum pernah berdaftar dengan sistem EPBT Online ini, sila klik Pengguna Baru. Rujuk gambar di bawah.

*For new users who have not registered with ePBT Online system, please click New User. Refer to the picture below.*






3. Lengkapkan segala maklumat yang diperlukan dan klik pada butang Simpan. Pastikan keluar 'pop-up' yang menyatakan "Penyimpanan Rekod Berjaya!"

*Complete all required information and click on the Save button. Keep out the pop-up that says "Record Keeping Success!"*

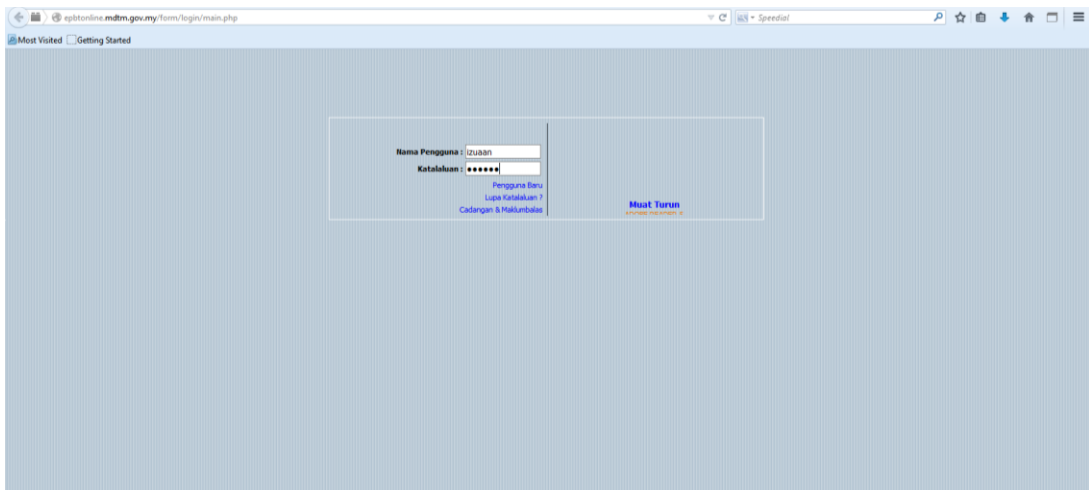




**MANUAL PENGGUNA SISTEM e-PBT ONLINE (SEMAKAN BIL SEWAAN)  
MAJLIS DAERAH TANJONG MALIM (MDTM)**  
*e-PBT ONLINE SYSTEM (RENTAL BILL REVIEWS) USER MANUAL  
TANJONG MALIM DISTRICT COUNCIL (MDTM)*

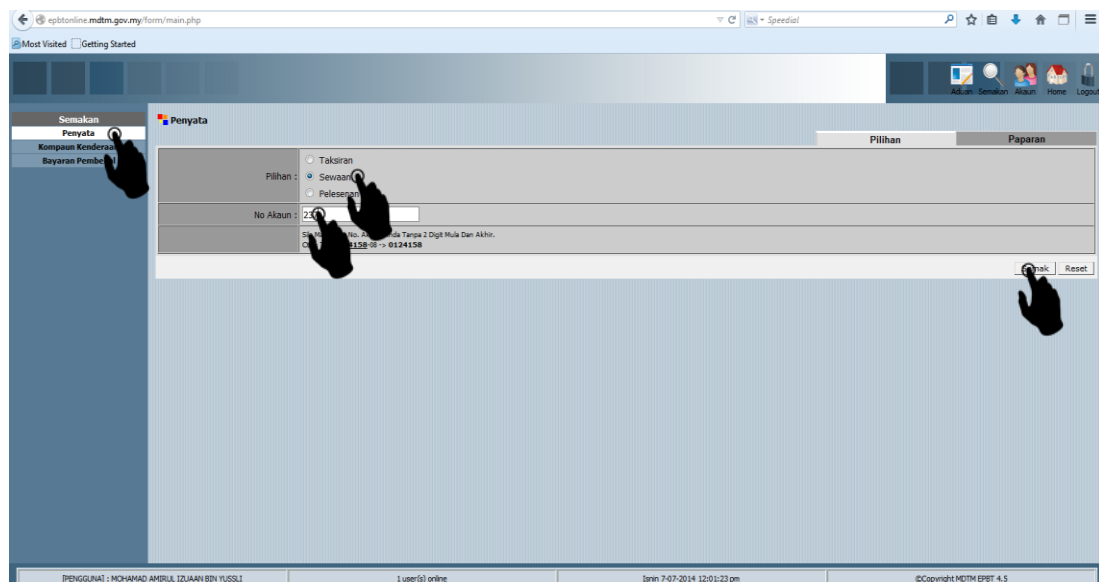
4. Untuk *log in* sistem ini, sila masukkan Nama Pengguna dan Kata Laluan yang telah didaftarkan dan tekan *Enter*.

*To log in to the system, please enter your Username and Password have been registered, and press Enter.*



5. Untuk semakan Penyata Bil Sewaan, sila klik pada **PENYATA** dan pilih **SEWAAN** seterusnya masukkan **NOMBOR AKAUN BIL SEWAAN** anda dan tekan Semak seperti contoh di bawah:-

*To review Bill Statement rental, please click on **STATEMENT** and select **RENTAL** then enter your **ACCOUNT RENTAL BILL NUMBER** and press the Check as in the example below:-*





**MANUAL PENGGUNA SISTEM e-PBT ONLINE (SEMAKAN BIL SEWAAN)  
MAJLIS DAERAH TANJONG MALIM (MDTM)**

*e-PBT ONLINE SYSTEM (RENTAL BILL REVIEWS) USER MANUAL  
TANJONG MALIM DISTRICT COUNCIL (MDTM)*



6. Semak maklumat keterangan mengenai Penyata Bil Sewaan anda seperti yang dipaparkan.

*Check details description of your rental Billing Statement as shown.*

The screenshot shows the 'Penyata' (Billing Statement) page in the e-PBT ONLINE system. The page is titled 'Penyata' and includes a navigation menu on the left with options like 'Semakan', 'Penyata', 'Kampun Kenderaan', and 'Bayaran Pembekal'. The main content area shows account details and a table of bills.

Tarikh	Keterangan Bil/Resit	No Bil/Resit	Bil	Resit	Baki
03/01/2014	SEWA PASAR	1000066	48.00	0.00	48.00
06/01/2014	TR SEWA PASAR	20052807	0.00	48.00	0.00
04/02/2014	SEWA PASAR	1000477	48.00	0.00	48.00
07/02/2014	TR SEWA PASAR	10293220	0.00	48.00	0.00
04/03/2014	SEWA PASAR	1000880	48.00	0.00	48.00
<b>Jumlah</b>			<b>144.00</b>	<b>96.00</b>	<b>0.00</b>

Nota : Akaun Daki negatif (-) Bermaksud Lebihan

7. Selesai dan tekan butang *Logout*.

*Done and press Logout.*