



MANUAL PENGGUNA SISTEM e-PBT ONLINE (SEMAKAN BIL LESEN) MAJLIS DAERAH TANJONG MALIM (MDTM)

*e-PBT ONLINE SYSTEM (LICENCE BILL REVIEWS) USER MANUAL
TANJONG MALIM DISTRICT COUNCIL (MDTM)*



LANGKAH-LANGKAH MENGGUNAKAN SISTEM e-PBT ONLINE:- *HOW TO USE e-PBT ONLINE SYSTEM.*




- * (Single Sign On : Semakan Penyata Bil Cukai Taksiran, Semakan Penyata Bil Lesen Perniagaan, Semakan Penyata Sewaan Premis MDTM, Semakan Kompaun Kenderaan, Aduan Awam, Semakan Pembayaran Pembekal)
(Single Sign On: Assessment Bill Statement Review, Business License Bill Statements Review, Review of Statement of Rental Premises MDTM, Check Compound Vehicles, Public Complaints, Payment Provider Review)

SEMAKAN PENYATA BIL LESEN *LICENCE BILL STATEMENT REVIEWS*

1. Klik **SEMAKAN BIL LESEN** untuk ke halaman Sistem e-PBT Online MDTM. Rujuk gambar dibawah.
Clik LICENCE BILL REVIEWS to go to the page of MDTM e-PBT Online System. Refer to the picture below.

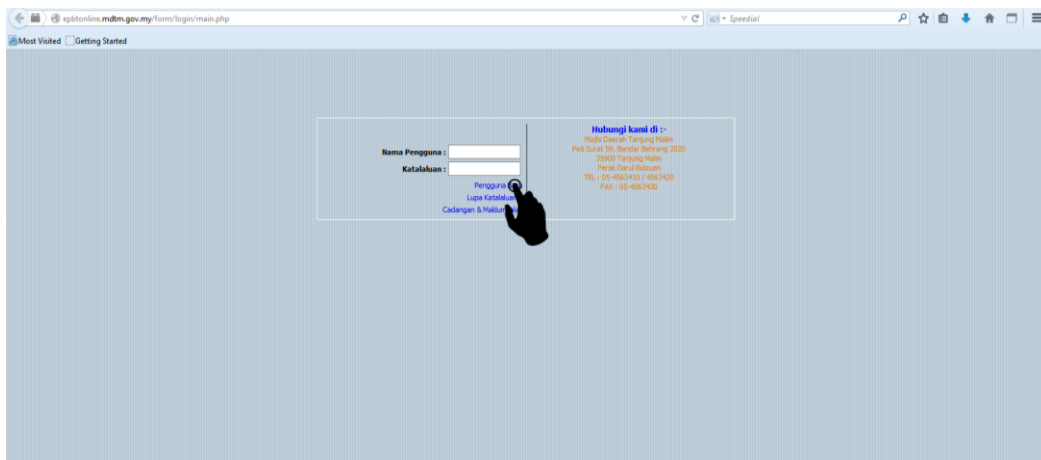




**MANUAL PENGGUNA SISTEM e-PBT ONLINE (SEMAKAN BIL LESEN)
MAJLIS DAERAH TANJONG MALIM (MDTM)**
*e-PBT ONLINE SYSTEM (LICENCE BILL REVIEWS) USER MANUAL
TANJONG MALIM DISTRICT COUNCIL (MDTM)*

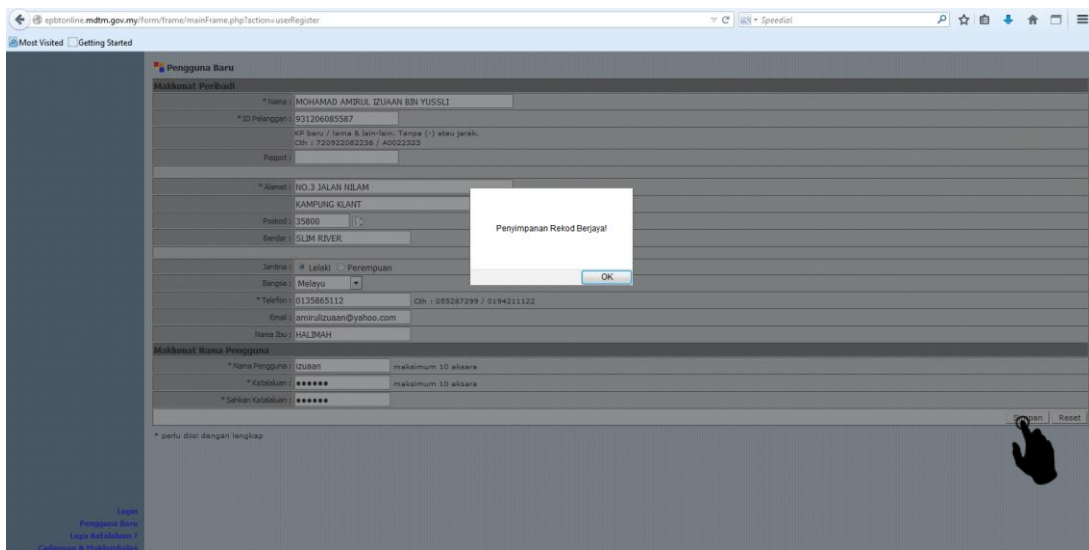
2. Bagi pengguna baru yang belum pernah berdaftar dengan sistem EPBT Online ini, sila klik Pengguna Baru. Rujuk gambar di bawah.

For new users who have not registered with ePBT Online system, please click New User. Refer to the picture below.






3. Lengkapkan segala maklumat yang diperlukan dan klik pada butang Simpan. Pastikan keluar 'pop-up' yang menyatakan "Penyimpanan Rekod Berjaya!"

Complete all required information and click on the Save button. Keep out the pop-up that says "Record Keeping Success!"

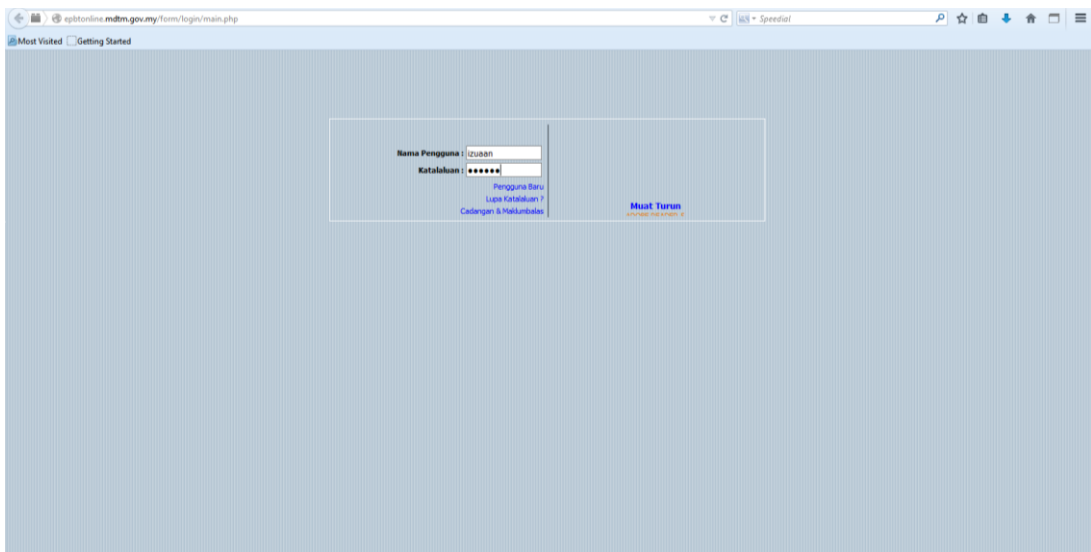




 **MANUAL PENGGUNA SISTEM e-PBT ONLINE (SEMAKAN BIL LESEN)
MAJLIS DAERAH TANJONG MALIM (MDTM)**
*e-PBT ONLINE SYSTEM (LICENCE BILL REVIEWS) USER MANUAL
TANJONG MALIM DISTRICT COUNCIL (MDTM)* 

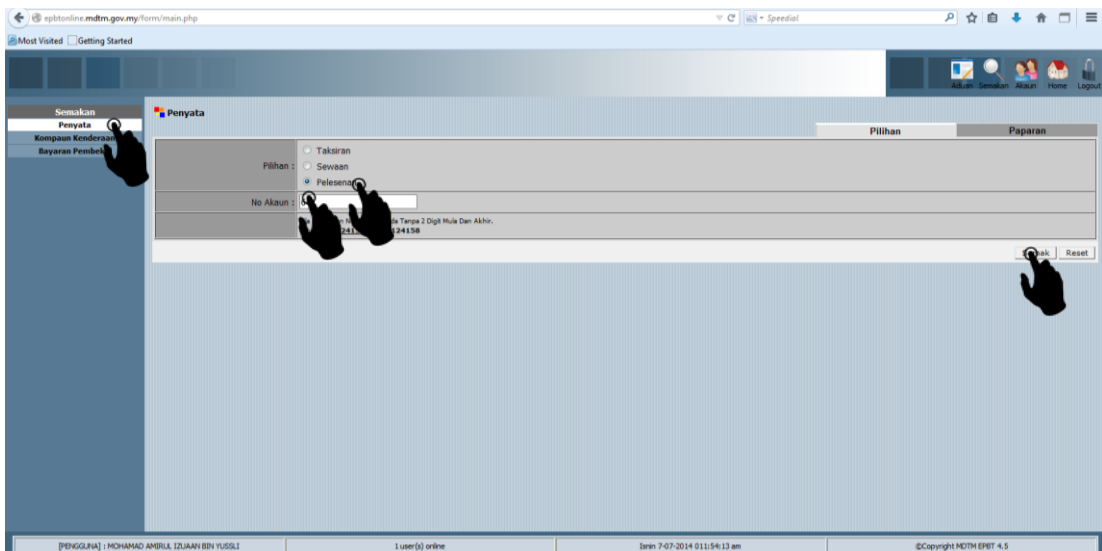
4. Untuk *log in* sistem ini, sila masukkan Nama Pengguna dan Kata Laluan yang telah didaftarkan dan tekan *Enter*.

To log in to the system, please enter your Username and Password have been registered, and press Enter.






5. Untuk semakan Penyata Bil Lesen, sila klik pada **PENYATA** dan pilih **PELESENAN** seterusnya masukkan **NOMBOR AKAUN BIL LESEN** anda dan tekan Semak seperti contoh di bawah:-

*To review Licence Bill Statement, please click on **STATEMENT** and select **LICENSING** then enter your **LICENSE ACCOUNT NUMBER** and press the Check as in the example below:*



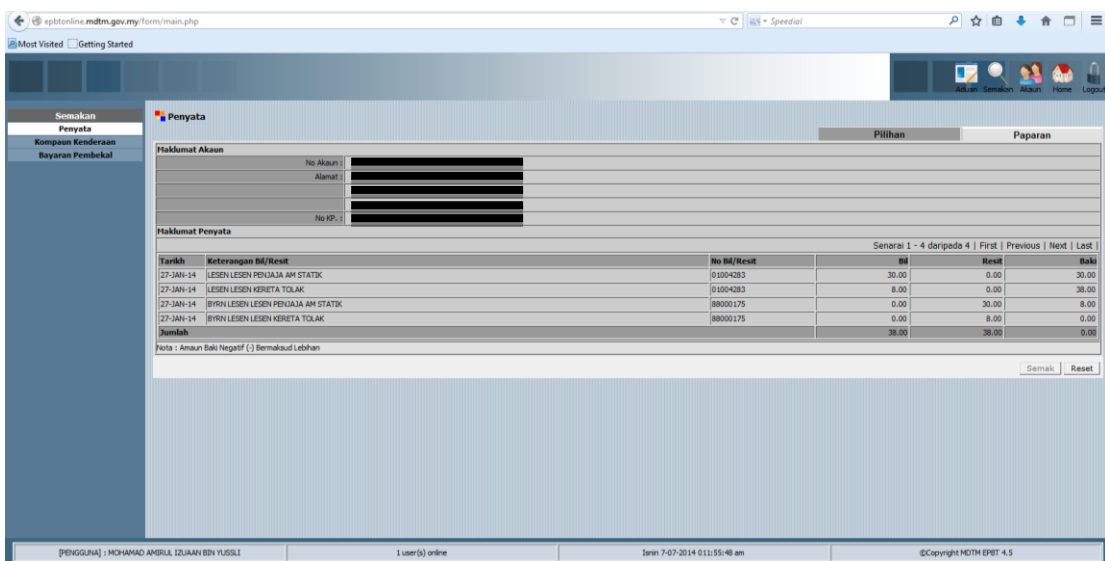


  **MANUAL PENGGUNA SISTEM e-PBT ONLINE (SEMAKAN BIL LESEN)
MAJLIS DAERAH TANJONG MALIM (MDTM)** 

*e-PBT ONLINE SYSTEM (LICENCE BILL REVIEWS) USER MANUAL
TANJONG MALIM DISTRICT COUNCIL (MDTM)*

6. Semak maklumat keterangan mengenai Penyata Bil Lesen anda seperti yang dipaparkan.

Check details description of your Licence Billing Statement as shown.



The screenshot shows a web browser window with the URL `epbtonline.mdtm.gov.my/form/main.php`. The page title is "Penyata" (Statement). On the left, there is a navigation menu with "Semakan" (Check) and "Penyata" (Statement) selected. The main content area is divided into "Pilihan" (Options) and "Paparan" (Display). Under "Pilihan", there are fields for "No Akaun:", "Alamat:", and "No KP:". Under "Paparan", there is a table titled "Maklumat Penyata" (Statement Information) with columns for "Tarikh", "Keterangan Bil/lesen", "No Bil/lesen", "Bil", "lesen", and "Baki". The table shows four rows of data for January 14, 2014, with a total of 38.00 for the "Baki" column. At the bottom of the page, there is a footer with the user's name "PENGUNA : MOHAMAD AMRUL (ZUAN BIN YUSLI)", the text "1 user(s) online", the date and time "Jan 7-07-2014 01:55:40 am", and the copyright notice "©Copyright MDTM EPBT 4.5".

7. Selesai dan tekan butang *Logout*.

Done and press Logout.